

Advanced Color Touch Screen Control Option

Ideal option for new WSB Blenders or as retro-fit control on any existing WSB

All the features of the standard WSB controller plus the ease of touch screen navigation. This optional control includes an intuitive, user-friendly touch screen and Ethernet connectivity. Unique on-board wireless capability eliminates the cost of installing cable throughout the production area and readily links to other wireless equipped machines.



- **Touch Screen Control**

A single control with Ethernet connectivity and intuitive 5.5" color touch screen controls all functions of all Weigh Scale Blenders®.

- **Easy Component Assignment**

Easy assignment of each component type on a single screen.

- **Intuitive Display**

Intuitive, display and tracking of all parameters for up to 12 ingredients.

- **Easy Access to Parameters**

Set Control Times, Vibration Control, Weight Limits, Components, Regrind Control and Mixer.

- **Recipe Storage**

Enter recipes as percentages or as ratios - stores up to 99 internal recipes.

- **Record Keeping**

Material usage, alarms and operation details are easily downloaded to a USB drive or a printer.

- **Flexible Communications**

Ethernet connectivity.

- **Automatic Calibration**

Auto self-check and load cell calibration.

- **Password Security**

Two-level password security.

- **Software Updates**

Can be uploaded via USB port.

Why Is The Novatec Touch Screen Control Better?

Competition's Touch Screen Control

- Most blender controls are off-the-shelf generic PLC controls with these characteristics:
- Good for control of I/O.
- Slow at mathematical calculations (the heart of any blending system).
- Touch screen response is slow because it is a remote device operated by the PLC.
- Has no printer interface so cannot print without a PC link.

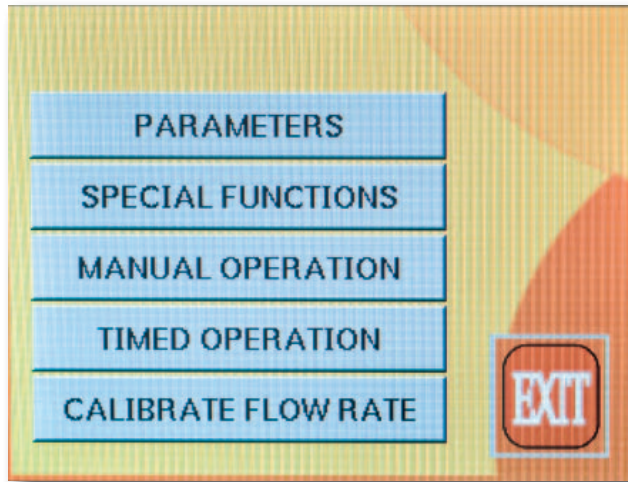
Superior Novatec Touch Screen Control

- Linux based computer providing high speed, multi-tasking, precision control.
- High speed mathematical calculations.
- USB connectivity:
 - Upload / download capability.
 - Direct print capability.
- Better graphics capability.
- Unlimited flexibility.
- Touch screen is the Maguire computer's high speed display module, not a remote device.

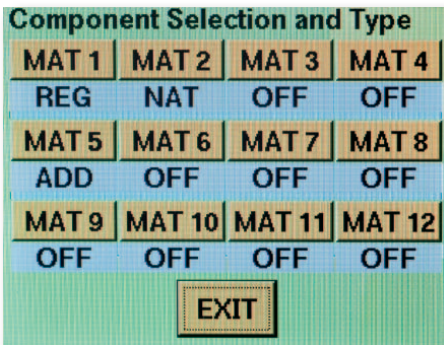
How It Works

WSB Touch Screen Control

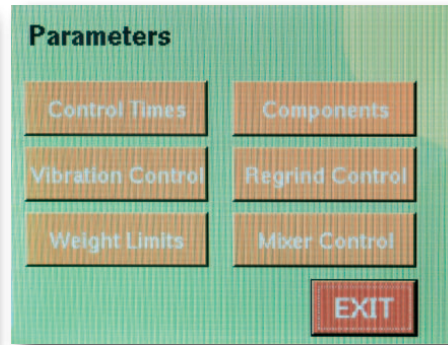
All blender parameters are entered on individual intuitive color touch screens.



Blender Set-up



Component Selection



Parameter Selection



Password Security

Specifications

Touchscreen Specifications:

- Controller dimensions:
9 1/8" width x 7" height x 3" depth.
- Ethernet communications:
100 BASE-T, 100 Mbit/sec.
- Communication protocol: MLAN commands.
(Maguire Local Area Network)
- USB Ports: USB flash drive printing.
- Remote mounting maximum distance:
100 ft. (RS-232).
- Internal recipe storage – 99.
- Software updates: USB upload.