

Modular, self-contained loaders provide vacuum transfer of plastic pellets and regrind to blender hoppers and bins.

GVL Loaders have a built-in control with basic functions. Optional remote pendant control for additional functions of proportioning and purging works on multiple loaders.

- **Full View of Loading for Easy Setup & Monitoring**
Clear borosilicate glass center section
- **Built-in Microprocessor Control**
Includes load time, no-load alarm, alarm light and silencer
- **Easy Access and Cleaning**
Hinged, slanted top
- **Flawless Evacuation**
Positive sealing, pneumatic, angled, bridge-breaking discharge with no cone – assures fast evacuation
- **Convenient Installation**
Inlet rotates 360°
- **Nothing Protrudes Below Flat Bottom**
No fragile parts to be damaged and no loss of hopper/bin volume

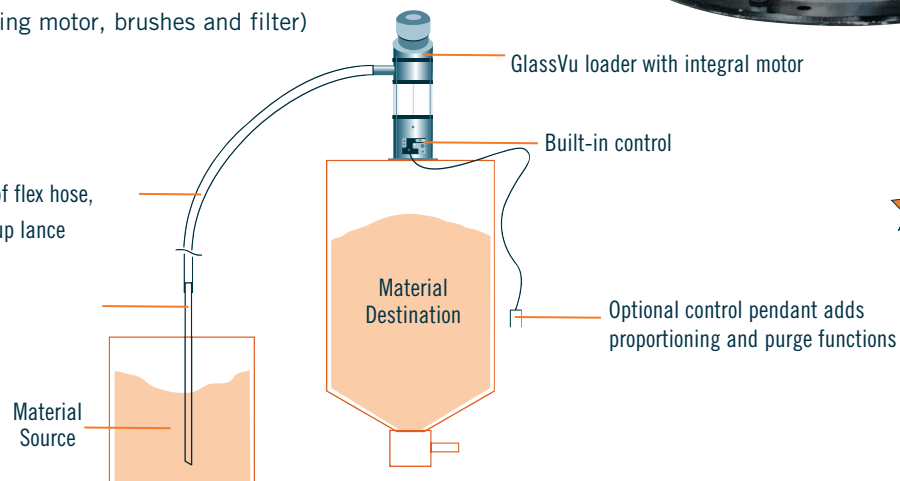
PLUS:

- Positive sealing, pneumatic discharge valve
- Tangential loading provides mechanical air separation
- Convenient carrying handle
- Powerful blowback minimizes filter clogging
- Infrared sensor below the slide gate signals demand
- Durable reinforced dacron disc filter with molded edge
- Cylindrical segments easily changed if necessary
- 5-Year warranty (excluding motor, brushes and filter)



Application

Optional { 15' 4.6m) length of flex hose, clamps and pick-up lance



GVL Series Loader Specifications

Part Number	Capacity*		Volume		Body Diameter		Height**		Base Flange Diameter		Standard Inlet Diameter	
	lb.	kg	ft. ³	liters	in.	cm	in.	cm	in.	cm	in.	cm
GVL-10	10	4.6	.25	7.1	8	20.3	29	73.7	10.4	26.4	1.5	3.8

* Based on material bulk density of 38 lb./ft.³ (609kg/m³)

**Open lid requires additional clearance of 4.25" (10.8cm) on GVL-10.
Recommended throughput: up to 200 lb./hr. (91kg/hr)

Options: (Show as a separate line item on order. See price list 301)

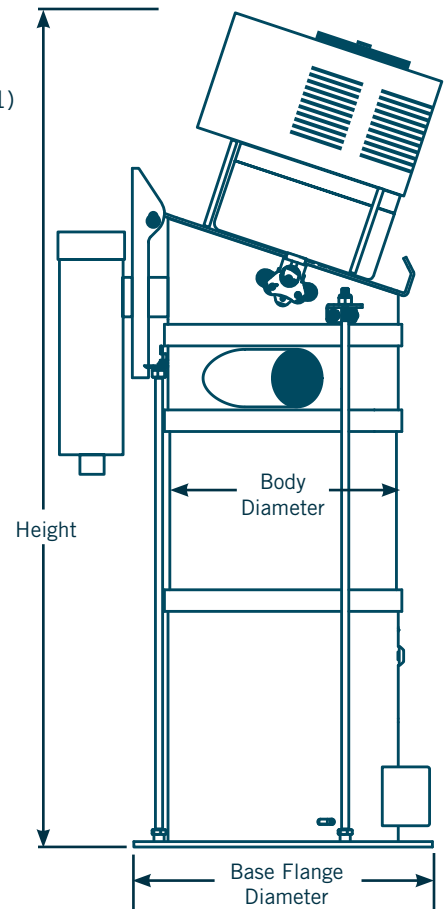
- Alternate Voltage: (No charge) 220/1/50 (in lieu of 115/1/60)
For GVL-10: Part #VOLT-GVL10-21.

Accessories: (Separate line item on order and shipped separately. See price list 301)

- 15' (4.6m) length of flex hose and pickup wand: Part #pkgv-02
- Control Pendant with 20' (6m) Cable: Part #GVL-CP
- Control Pendant Cable Only, 20'(6m): Part #kit-C005
- Adapter for mounting GVL on existing NOVATEC hopper
Adapts to VL-3 pattern (NPH-150 and smaller hoppers)
Part # ADP-017
Adapts to VL-38 pattern (NPH-200 and larger hoppers)
Part # ADP-016
- External Proportioning Valve - 1.5" (3.8 cm) with coupler, pick-up wand, 15' (4.6m) flex hose and clamps:
Part #EPV-15T-12 (See price list #360)
- GlassVu Hopper for Machine Mounting with swing-out hopper:
10 lb. (4.5 kg) Capacity for GVL-10: Part #GVH
- Height-adjustable Level Sensor for GlassVu Hopper: Part #kit-C004
- Grate magnets for GlassVu Hopper:
Ceramic - Part # hmg-01 Rare earth Part# hmg-02



Control Pendant

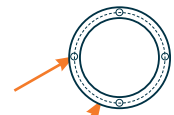


GlassVu Hopper



*Provides machine mount for GV loaders.
Pivots for easy draining and cleaning.
GVH-10 adds 12" (30.5cm) to loader height.*

Bolt Hole Pattern



For GVL-10
4 holes, 5/16" (156mm) dia.
on 9" (230mm) dia. bolt circle