


These pumps provide powerful vacuum to convey free flowing pellets, powders and regrind in multi-receiver systems

These positive displacement vacuum pumps use a rotary lobe blower, belt driven by a 3-phase motor, to create a deep vacuum for high throughput and/or long distance conveying of pellets, powders and regrind. Each vacuum pump is shipped fully assembled, lubricated, tuned to deliver optimum vacuum and consolidated on a compact frame.

- **Rotary Lobe Blower, Belt Driven by a 3 Phase Motor on a Slide Base**
Creates deep vacuum for high throughput and/or long distance conveying.
- **Easy Installation**
Shipped fully assembled on a rugged frame, lubricated and tuned to deliver optimum vacuum.
- **Discharge Muffler**
To minimize noise.
- **Integral Vacuum Breaker Valve and Safety Filter**
These standard components provide trouble free operation and long pump life. Protects your investment by minimizing pump starts and internal dust contamination.

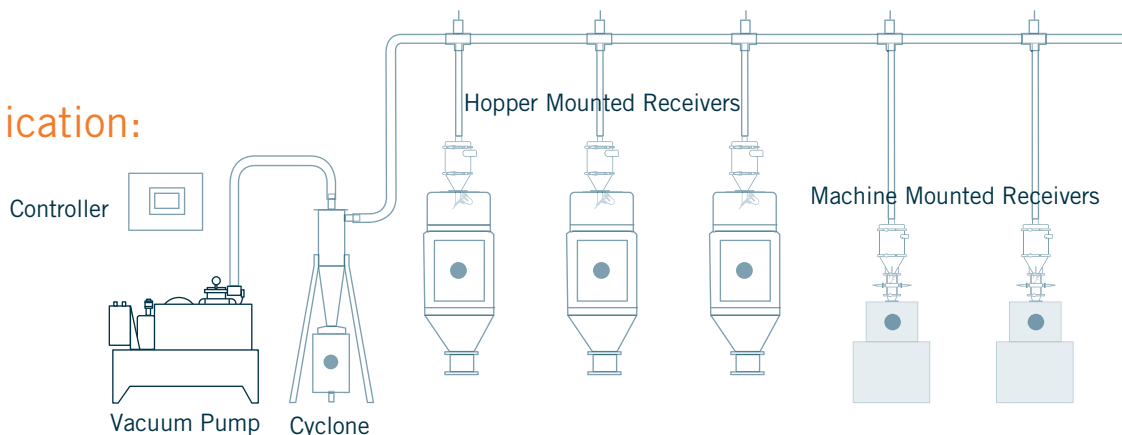
Plus:

- 3-phase motor on slide base with magnetic starter
- Fully enclosed belt housing
- Vacuum gauge and relief valve
- Standard pump voltage 460/3/60 (575V optional)
- Standard control voltage 24 VDC (115V optional)
- 1-Year warranty



Optional Sound Curtain Kit
Greatly reduces pump noise and allows easy access.

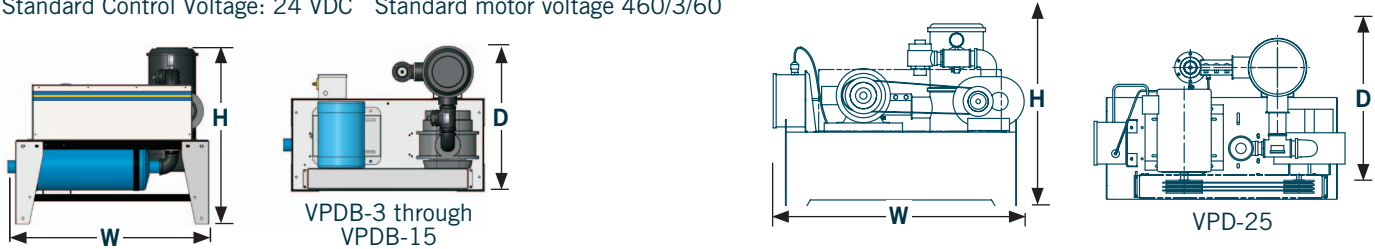
Application:



Specifications (Consult factory for elevations above 3000 feet.)

Model Number	VPDB-3	VPDB-5	VPDB-75	VPDB-10	VPDB-10/3	VPDB-15	VPD-25
Pump power	3 hp	5 hp	7.5 hp	10 hp	10 hp	15 hp	25 hp
Inlet O.D.	1.5"	2"	2.5	2.5"	3	3"	4"
Air Volume	55 cfm	100 cfm	155 cfm	170 cfm	235 cfm	250 cfm	500 cfm
Vacuum Relief	12 hg	13 hg	13 hg	14 hg	13 hg	14 hg	14 hg
Width	43.8"	43.8"	43.8"	43.8"	43.8"	56.1"	87"
Depth	31.7"	31.7"	31.7"	31.7"	33.7"	37.8"	36"
Height	36.5"	36.5"	36.5"	36.5"	36.5"	40.25 "	78"
Shipping Weight	350 lb.	425 lb.	588	610 lb.	610 lb.	770 lb.	1400 lb.

Standard Control Voltage: 24 VDC Standard motor voltage 460/3/60



Basic Packages	VPDB-3	VPDB-5	VPDB-75	VPDB-10	VPDB-10/3	VPDB-15	VPD-25
Base Pump w/Starter (Power isolation switch, contactor + motor O.L. protection)	VPDB-3-46-24	VPDB-5-46-24	VPDB-75-46-24	VPDB-10-46-24	VPDB-10/3-46-24	VPDB-15-46-24	VPD-25-46-24
Alternate Package: (In lieu of base pump with starter shown above) See price list #320.							
Pump w/ Starter + Disconnect (Power isolation switch, contactor + motor O.L. & short circuit protection)	VPDB-3-46-24-D	VPDB-5-46-24-D	VPDB-75-46-24-D	VPDB-10-46-24-D	VPDB-10/3-46-24-D	VPDB-15-46-24-D	VPD-25-46-24-D

Voltage Options:

Alternate Voltage Part Numbers:

VPDB-Model-XX-YY

Control Voltage Alternatives

- 24 = 24 VDC (Standard)
- 11 = 115/1/60 VAC (No charge)

Power Voltage Alternatives

- 46 = 460/3/60 (Standard)
- 57 = 575/3/60 (No charge)
- 40 = 400/3/50 (Power Disconnect Model Required)
- 20 = 200/3/50 (No charge)

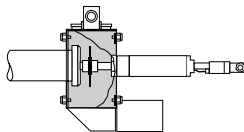
Example: VPDB -5-57-11-D is 5 hp, positive displacement pump with 575/3/60 power & 110 VAC control voltage, with starter disconnect.

Accessories: (Separate line item on order and shipped separately. See Price List 320).


Discharge Selection Valve with Relief for Dry Air Conveying: (with connection stub to pump)

Discharge Selection Valve for Dry Air Conveying: (EPV External Proportioning Valve with connection stub to pump)

Discharge Selection Valve with Relief (up to 2.5")



Discharge Selection Valve (3" and up)



For Line Diameter	DSR/DSV Part# To Match 24VDC Control Voltage	DSR/DSV Part# To match 115 /1/60 Control Voltage
1.5"	DSR-15-24	DSR-15-11
2"	DSR-20-24	DSR-20-11
2.5"	DSR-25-24	DSR-25-11
3"	DSV-30-24	DSV-30-11
4"	DSV-40-24	DSV-40-11

DeviceNet Cable(s) for DSR or DSV: in lieu of standard cables (24VDC only) Part # DNET-DIN-SMC

Sound Curtain Kit: For 3–10 hp (2.5kw to 7.4kw) pumps Part # SCK-1, for 15 hp (11.2kw) pump Part # SCK-2 Consult factory for Sound Curtain kits for 25 hp (18.6kw) pumps

Option:

DeviceNet Cable(s) for pump:

In lieu of standard cable(s) (Available in 24 VDC only) Part # DNET-PUMP