

**NPH & PGH* Series: *15 –18,000 lb. (7 –18,165 kg) Capacity
375 – 474 ft.³ (10.6 –13,422 liters)
* Based on polycarbonate pellets @ 38 lb./ft³**

Novatec insulated drying hoppers are designed for dehumidification of plastic resins.

NPH and PGH insulated drying hoppers are provided with a slide-gate shut-off and a drain. An elongated sight glass is included, except on the two smallest sizes, ideal for use with a height-adjustable capacitance sensor accessory. Optional short run diffuser tubes can be provided for lower-capacity, short run operations. Optional floor stand packages are available.

- **Stainless Steel Construction**
On all hoppers through 150 lb.(68 kg.) capacity - carbon steel on larger sizes.
- **Modular Design**
On all hoppers through 800 lb. (360 kg.) capacity.
- **Elongated Sight Glass**
Provides visibility of hopper interior and a mounting place for height-adjustable capacitance bracket and sensor except for the 15 & 30 lb. (7 & 14 kg.) sizes.
- **Large Access Door**
Access door (except for NPH-15) allows for easy hopper cleanout and includes one or more round borosilicate sight glasses.
- **Slide-gate Shutoff and Drain**
Slide-gate shutoff on all hoppers; slide-gate drain on 60 through 1000 lb. (450 kg). Discharge drain with cap on larger sizes.
- **Insulation**
Every NOVATEC hopper is supplied with insulation sandwiched between our double-wall construction.
- **Lid Hole/Bolt Pattern**
Included for easy mounting of the appropriate NOVATEC loader or receiver.
- **Return Air Pellet Screen**
Ensures that resin does not become trapped in the return air line.

Plus:

- 2 Each 12' (3.6 m) sections of silicone hose w/ clamps
Note: For the -8000 and up, NOVATEC recommends hard ducting from the dryer to the hopper air inlet & outlet when the distance between them exceeds 6 feet. The hard duct is not included with the hopper.
- Lifting lugs on all hoppers except for the NPH-15 and -30
- Air adapters (hopper to dryer) on NPH-200 and up (No charge accessory)
- 2-Year warranty

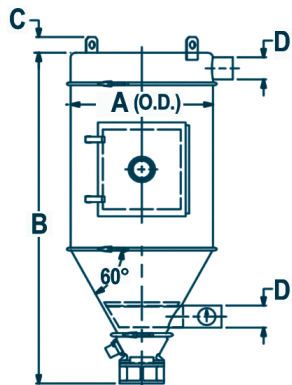


NPH Modular Hopper 1000

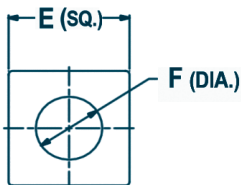
* PGH PowerGuard Hoppers (-600 and up) include a "Return Air" temperature and dew point sensor.

Specifications

Hopper Part Number/ Capacity				Outside Diameter "A"		Hopper Height "B"		Lifting Lug or Return Air Height "C"		Hopper Weight	
By Weight*		By Volume		in.	cm	in.	cm	in.	cm	lb.	kg
lb.	kg.	ft. ³	liters								
NPH-15	6.8	.375	10.6	13.5	34.3	20.5	52	Not Available		40	18
NPH-30	13.6	.75	21.2	13.5	34.3	24.5	62.2	Not Available		50	23
NPH-60	27	1.5	42.5	18.1	46	40.6	103	2.8	7.1	80	36
NPH-100	45	2.5	70.8	18.1	46	48.6	123	2.8	7.1	70	32
NPH-150	68	3.75	106	18.1	46	56.6	144	2.8	7.1	80	36
NPH-200	91	5	142	26	66	50.1	127	2.8	7.1	105	48
NPH-300	136	7.5	213	26	66	58.1	148	2.8	7.1	115	52
NPH-400	182	10	284	26	66	66.1	168	2.8	7.1	125	57
NPH-600	273	15	425	34.2	87	70.1	178	3	7.6	170	77
NPH-800	364	20	567	34.2	87	78.1	198	3	7.6	195	88
NPH-1000	455	25	709	34.2	87	81.1	206	3	7.6	200	91
NPH-1500	682	39.5	1082	38.2	97	97.1	247	8	20.3	450	204
NPH-2000	909	52.6	1490	44.2	112	102.1	260	8	20.3	550	249
NPH-2500	1136	65.8	1863	46.2	117	117.2	298	11	28	600	272
NPH-3000	1364	78.9	2234	48.2	123	118.2	300	11	28	820	372
NPH-4000	1818	105.3	2982	50.2	128	143.1	364	11	28	1100	499
NPH-5000	2275	131.6	3127	51.75	131	166	422	11	28	1550	705
NPH-6000	2727	157.9	4471	60.2	153	148.1	376	11	28	2000	907
NPH-8000	3636	210.5	5961	69.75	177	155	394	15	38.1	3000	1361
NPH-10000	4545	263.2	7452	78	198	145.3	369	15	38.1	Upon Request	
NPH-12000	5455	315.8	8943	79.6	202	194.25	493	15	38.1		
NPH-15000	6820	395.2	11190	85.5	217	197.4	501	15	38.1		
NPH-18000	8182	473.7	13414	96	244	188.7	479	20	50.8		

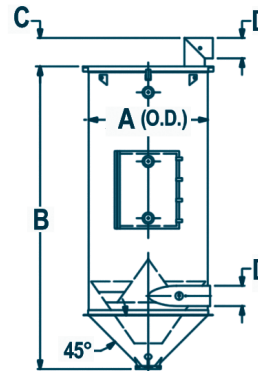


MODULAR HOPPERS
To 1000LB.(455KG) CAPACITY

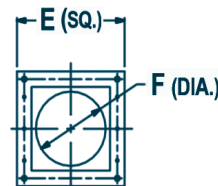


To 1000LB.(455KG) CAPACITY

**Discharge
Adapters**



STANDARD HOPPERS
1500-18000LB(682-8182 KG) CAPACITY



Hopper Part Number	Door Opening W x H		Inlet/Outlet "D"		Discharge			
					Adapter (Square) "E"		Discharge Diameter "F"	
	in. x in.	cm x cm	in.	cm	in.	cm	in.	cm
NPH-15	None	None	2	5	4	10.2	1.5	3.8
NPH-30	10 x 10	26 x 26	2	5	4	10.2	1.5	3.8
NPH-60	13 x 14	33 x 36	4	10.2	6	15.2	2.1	5.4
NPH-100	14 x 18	36 x 46	4	10.2	6	15.2	2.1	5.4
NPH-150	15 x 30	38 x 76	4	10.2	6	15.2	2.1	5.4
NPH-200	14 x 14	36 x 36	4	10.2	7.5	19	4.1	10.5
NPH-300	14 x 14	36 x 36	4	10.2	7.5	19	4.1	10.5
NPH-400	14 x 14	36 x 36	4	10.2	7.5	19	4.1	10.5
NPH-600	18 x 18	46 x 46	4	10.2	7.5	19	4.1	10.5
NPH-800	18 x 18	46 x 46	4	10.2	7.5	19	4.1	10.5
NPH-1000	18 x 18	46 x 46	4	10.2	7.5	19	4.1	10.5
NPH-1500	22 x 28	56 x 71	6	15.2	9.25	23.5	6	15.2
NPH-2000	22 x 28	56 x 71	6	15.2	9.25	23.5	6	15.2
NPH-2500	22 x 28	56 x 71	8	20.3	9.25	23.5	6	15.2
NPH-3000	22 x 28	56 x 71	8	20.3	9.25	23.5	6	15.2
NPH-4000	22 x 28	56 x 71	8	20.3	9.25	23.5	6	15.2
NPH-4000	22 x 28	56 x 71	8	20.3	9.25	23.5	6	15.2
NPH-6000	24 x 36	61 x 92	8	20.3	9.25	23.5	6	15.2
NPH-8000	24 x 36	61 x 92	12	30.5	11	28	8	20.3
NPH-10000	24 x 36	61 x 92	12	30.5	11	28	8	20.3
NPH-12000	24 x 39	61 x 99	12	30.5	15.25	30.5	12	30.5
NPH-15000	24 x 39	61 x 99	12	30.5	15.25	30.5	12	30.5
NPH-18000	24 x 39	61 x 99	16	40.6	15.25	38.7	12	30.5



NPH hoppers are equipped with rails for mounting of a heater/blower (HB) unit. (See separate HB data sheet).



All NPH hoppers except the NPH-15 and -30 include an elongated site glass. (See separate HB data sheet).

Accessories:

(Show as separate line item on order – Shipped separately - see price list #112)

Hopper Part Number*	Floor Stand 24" (61 cm) Clearance Part Number	Gaylord Stand 48" (122 cm) Clearance Part Number	Damper for Inlet/Outlet Part Number	*Vacuum take-off Box Series	*Vacuum Purge Valve		*Drawer Magnets Part Number	Insulated Hose Sleeve Part Number	
					VPV Part Number	Adapter Part Number			
NPH-15	FS-NPH-1	GS-NPH-20	DAM-1	VTB-3	VPV-15 VPV-20 VPV-25 VPV-30	No Adapter Required	Request Information	SLV-2	
NPH-30									
NPH-60	FS-NPH-2	GS-NPH-21	DAM-2	VTB-4			DM-475		
NPH-100									
NPH-150							DM-600		
NPH-200									
NPH-300	FS-NPH-3	GS-NPH-22	DAM-2	VTB-4			DM-600		
NPH-400									
NPH-600									
NPH-800	FS-NPH-4	GS-NPH-23	DAM-2	VTB-4			DM-600		
NPH-1000									
NPH-1500	FS-NPH-5	GS-NPH-24	DAM-3	VTB-8	VPV-15 VPV-20 VPV-25 VPV-30	ADP-VPV-800	DM-800	SLV-3	
NPH-2000	FS-NPH-6	GS-NPH-25							
NPH-2500	FS-NPH-7	GS-NPH-26	DAM-4	VTB-8			ADP-VPV-800	DM-800	SLV-4
NPH-3000	FS-NPH-8	GS-NPH-27							
NPH-4000	FS-NPH-9	GS-NPH-28							
NPH-5000	FS-NPH-9	GS-NPH-28							
NPH-6000	FS-NPH-10	GS-NPH-29	DAM-5	VTB-9			ADP-VPV-975	Request Information	SLV-5
NPH-8000	FS-NPH-11	GS-NPH-30							
NPH-10000	FS-NPH-12	GS-NPH-31							
NPH-12000	FS-NPH-13	Not Available	Not Available	VTB-14			ADP-VPV-1400	Request Information	Not Available
NPH-18000	FS-NPH-14								

*For PowerGuard Hoppers change NPH to NPG on -600 and up.

- **Casters 5"**: (4 each) On Stands for up to NPH-1000 - Part # ashm10 For NPH-600 through NPH-1000 Part# ashm12
- **Capacitance Bracket Only**: Part # CAPB-R for all hoppers
- **Capacitance Switch**: 24V = Part # LSC-30 115V = Part # LSC-30-12
- **Short Run Diffuser Tube**: For NPH-15 & -30: Part # SRD-1 For NPH-60 through -150 - Part # SRD-2
- **Hopper Extensions**:
For NPH-15/-30(Part # HX12-25 (12" dia., 25 lb. additional capacity)
For NPH-60/-100/-150 Part # HX16-70 12" dia., 25 lb. additional capacity)
For NPH-200/-300/-400 HX24-100 (24" dia., 100 lb. additional capacity)
For NPH-600/-800/-1000 HX32-200 (32" dia., 200 lb. additional capacity)
- ***Vacuum take-off Box**: (See separate data sheet and Price list #355 for details).
- ***Vacuum Purge Valve**: (See separate data sheet and Price list #356 for details).
- ***Drawer Magnet**: (See separate data sheet and Price list #440 for details).
- **Air Adapters (Hopper to Dryer)**: See price list #112 (No charge)

Options:

Show as separate line item on order (See price list #112)

Stainless Steel Interior: Add -SS to the end of the main part number.

Standard on NPH -15 through NPH -150.