



# Compressed Air Loaders

Reduce labor and resin waste with self-contained, ready-to-install, loading systems.

These simple devices require no timers, nor vacuum sealing for operation. Material is drawn from the source container and then pushed to the receiver by an efficient, aluminum compressed air venturi.

—5—  
YEAR  
warranty



AL-1

## Rugged Construction

The mini-cyclone chamber is constructed of rugged, attractive, stainless steel and is shipped ready to install on bins, hoppers or machine throats.

## Excellent Transfer Rates

AL series loaders will transfer up to 500 lb /hr of plastic pellets and regrind over a distance of about 15 feet using regulated, factory compressed air, directed through a venturi, adjustable to control flow rate.

## Adjustable-Height Photo-Eye Sensor

Signals the compressed air regulator when to begin the loading cycle and shuts off the air to stop conveying when material reaches the sensor.

## Base Plate Included

4" x 4" or 6" x 6" plate may be mounted to any surface including bins, hoppers or directly to machine throat.

## Proportioning Available

A dual inlet proportioning kit option may be added to allow simultaneous proportional loading (by air pressure) of regrind with virgin material.


## Dust Bag Filter Kit

Life of lid-mounted cartridge filter can be extended through the use of the optional dust bag filter kit - ideal for use with dusty regrind.

### Plus

- › 1-1/2" O.D. (46 cm) inlet
- › Adapter included
- › ON/OFF switch
- › 115/1/60 Operation
- › 5-Year warranty

**Specifications:**



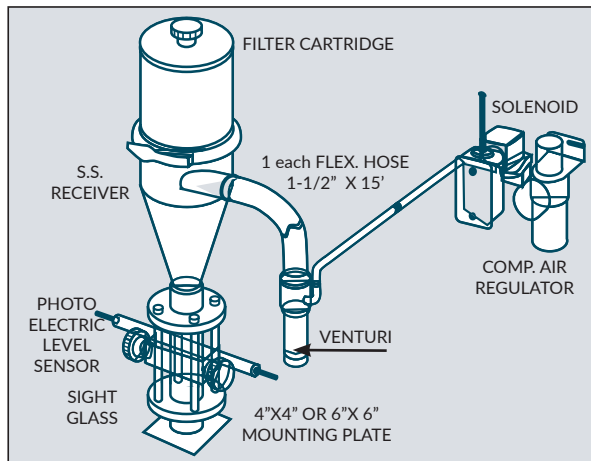
The adjustable photo-electric level sensor starts and stops loading.



The air amplifier is factory set for optimum flow, but is adjustable for adapting flow rates to changing production requirements.

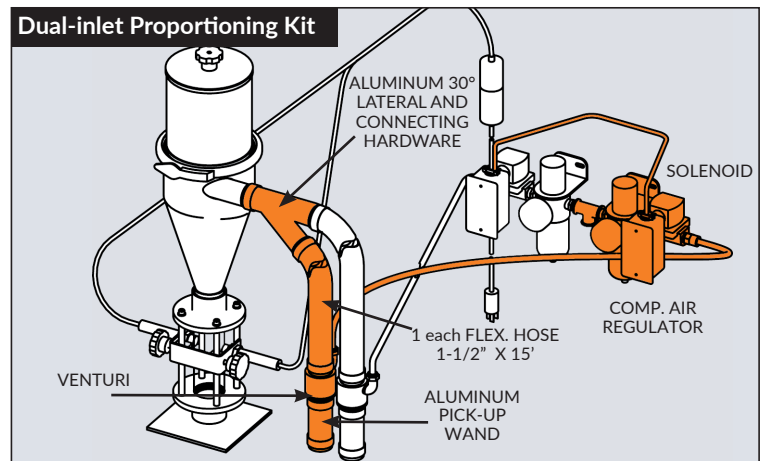
The DBF-1, dust bag filter kit accessory is ideal for dusty regrind and reduces maintenance costs. Includes S/S adapter, hose clamp and a durable “clog-proof” dust bag 12” x 19” (30.5 cm x 48 cm) to replace the standard filter element. Bag is sized to not rub on the loader and has a heavy-duty zipper with an inside protective flap to provide easy clean out.

**Standard AL for single material loading**



The standard package includes a SS receiver, JIT sight glass, photo electric level sensor, filter cartridge, regulator, venturi, solenoid, 15' of 1-1/2" flex hose and a 1-1/2" aluminum pick-up wand.

**DIP-1 for loading 2 materials simultaneously**



The DIP-1, consists of a 30° aluminum lateral with connecting hardware, an additional regulator, venturi, solenoid, 15' of 1-1/2" flex hose and a 1-1/2" aluminum pick-up wand. (highlighted in orange)

**Specifications**

Part Number	Inlets	Base Plate Dimensions	Estimated Conveying Rate	Dimensions Height x Diameter	Compressed Air Required	Weight
AL-1	1	See Accessories	500 lb/hr (227 Kg/hr)	28" x 6" (71 cm x 15 cm)	14 cfm (24 m <sup>3</sup> /hr)	40 lb (18 Kg)

Voltage 115V 1ph 50/60Hz (0.1 amps)

**Accessories:**

**Mounting Plate:** (no charge) 4" square or 6" square

**Dual-inlet Proportioning Kit:**

– Increases compressed air requirement to 28 cfm (0.8 m<sup>3</sup> per min.) – Increases amperage to 0.2

**Dust Bag Filter Kit**